

CATCHPOLEANDRYE.COM



CATCHPOLE
& RYE
KENT ENGLAND

CATCHPOLE
& RYE



CATCHPOLE & RYE
WENT ENGLAND



The Foundry, Kent, England.

CATCHPOLE AND RYE **THE COLLECTION**

TO CREATE SOMETHING TRULY ORIGINAL YOU MUST FIRST FULLY UNDERSTAND THE PAST.

AT CATCHPOLE AND RYE WE PRIDE OURSELVES ON OUR COMMITMENT TO BRITISH MANUFACTURING, MAKING EXCEPTIONAL PRODUCTS FOR THOSE WHO APPRECIATE SUPERIOR QUALITY. OUR SOLE AIM IS TO CREATE BEAUTIFUL AND UNIQUE PIECES OF BATHROOM WARE THAT WILL STAND THE TEST OF TIME.

FOR OUR FULL COLLECTION OF LUXURIOUS PRODUCTS, PLEASE VISIT OUR WEBSITE CATCHPOLEANDRYE.COM.



Le Bain de Bateau - Polished Exterior

CAST IRON BATHS

For over one hundred and fifty years cast iron has been the material of choice for premium bath manufacture. As a result of the intricate moulding process, each one is a unique and timeless piece, cast and enamelled to the highest standards. Skilled craftsmen can take over a week to hand polish the exterior of a bath in order to achieve a flawless sheen.

For the full range of cast iron baths, please visit catchpoleandrye.com.



Le Bateau Foix - Painted Exterior


THE NIEDERBRONN

Holding an impressive 400 litres of water,
this heavyweight is big enough for two.





Le Grand Bateau - Painted Exterior



LE GRAND BATEAU

A grand piece for any bathroom, deeper and wider for comfort.
Bathing at its most decadent.

Above Le Grand Bateau - Polished Exterior. For the full range of cast iron baths, please visit catchpoleandrye.com.

LE PIAF

Distinctive and contemporary. A modern take on an old French Empire Bath.



LA PROVENCE

Recline into this elegant and comfortable single ended bath sitting on four chic feet.



THE SARACEN

Deep and sumptuous with an air of sophistication, this bath encapsulates the essence of British style at its best.





THE FOUNDRY

Based in Kent, the foundry manufactures our cast iron baths from their original antique patterns. The raw iron is heated to 1100 degrees Celsius and whilst molten, poured into sand boxes using complex runner systems. Once cooled, these moulds are “struck” and the basic casting is revealed. A series of processes including blasting and fettling is completed before each bath can be prepared for enamelling.

British manufacturing at its very best.

NICKEL BATHS

Fabricated from hand beaten copper sheeting, these lightweight metal baths are electroplated to achieve a lustrous nickel plate. This forms a durable, tarnish resistant surface to the copper beneath. A variety of bespoke finishes can be created at our Pluckley workshops to your specification.





THE NICKEL BATEAU

Radiantly lustrous, its silver sheen catches the light for a breathtaking effect.

Left The Nickel Bateau - All Nickel. Above The Nickel Bateau with Brushed Nickel Exterior and Enamel Interior.




Copper Bateau - Nickel Interior with Weathered Copper Exterior

COPPER BATHS

Made from high gauge copper sheets and moulded into a bateau shape, these illustrious baths are offered in an array of hand applied finishes. From highly polished to weathered copper, these distinctive baths are expertly finished in Catchpole and Rye's own workshops.

For the full range of copper, nickel and brass bateau baths, please visit catchpoleandrye.com.



THE COPPER BATEAU

With unparalleled patina, this copper bath exudes a warming glow.





The Brass Bateau - Nickel Interior

BRASS BATHS

Gold glamour, this stunning brass finish is pure drama.

For the full range of copper, nickel and brass bateau baths, please visit catchpoleandrye.com.



The Brass Bateau - Painted Charcoal Exterior



CUSTOMISATION

Catchpole and Rye offers a unique service to customers who wish to personalise their bath or sanitary ware. Emblems, logos and coats of arms can be conceived and cast on to our baths and cisterns.

Our skilled craftsmen first hand carve the design from wood. From this a dedicated pattern is prepared, sand moulds manufactured and ultimately cast onto your bath or cistern. For special projects, this work can be undertaken to add a touch of individuality.



MARBLE WASHSTANDS

Exclusive to Catchpole and Rye, our full range of marble washstands are available in an array of marbles and stone. Frames are intricately cast, hand polished and then plated in a variety of metal finishes.

For the full range of marble washstands, please visit catchpoleandrye.com.



The Kinross Basin - Nero Marquino Marble



The Pyrford Basin - Arabascato Marble



La Parisienne Double Marble Washstand - in Arabascato Marble with Ceramic Basins

LA PARISIENNE WASHSTANDS

Beautifully formed on an elegant frame, these marble washstands exude quality and style. A number of optional marble, basin and frame finishes are available.

For the full range of marble washstands, please visit catchpoleandrye.com.



La Parisienne Single Marble Washstand - in Nero Marquino Marble with a Nickel Basin



LA PARISIENNE VANITY UNITS

Catchpole and Rye offer a variety of single and double vanity units, ideal for storing all your bathroom essentials. All of our joinery is made in Kent, using only sustainably sourced timber. This allows us to tailor make sizes and styles to suit your individual requirements.

La Parisienne Single Vanity Unit - in a Painted Finish with Portoro Marble



For the full range of vanity units, please visit catchpoleandrye.com.

La Parisienne Double Vanity Unit - in a Painted Finish with Arabascato Marble



THE EMPRESS BASIN ON FRAME

This discreet basin on frame radiates an
air of understated charm.

The Empress Basin on Frame - Silver Nickel Fittings



THE EMPRESS CONSOLE ON FRAME

Stylish and classic, a simple, yet elegant
piece to grace any bathroom.

The Empress Console on Frame - Brass Fittings



The Empress Basin on Pedestal

CERAMIC BASINS

Our ceramic basins are both versatile and perfectly formed for those smaller bathrooms and important cloakrooms.



Above The Victoria Cloakroom Basin. Below The Victoria Petite Cloakroom Basin. For the full range of ceramic basins, please visit catchpoleandrye.com.



WORKSHOPS

Catchpole and Rye's extensive workshops allow the team of skilled craftsmen to produce and finish the majority of our bathroom pieces to an unrivalled quality. Because many of our products are manufactured in-house, we have the flexibility to respond to our customers individual needs. We specialise in creative solutions to help achieve a genuine bespoke service. In fact, many of our favourite pieces were created in this way.




SHOWERS

Catchpole and Rye's range of Le Thermo Showers are all assembled and hand finished in our own plating facilities in Kent. Available in a number of polished and brushed options, these showers are offered in both traditional and contemporary designs.




Le Thermo Exposed - in Silver Nickel



Above Le Thermo Concealed - in Silver Nickel

LE THERMO

Our Le Thermo thermostatic shower valve provides a powerful and invigorating showering experience. The exposed pipework reflects traditional plumbing, whilst the concealed unit has a contemporary feel.



Above Le Thermo Grand Concealed - in Silver Nickel

LE THERMO GRAND

Le Thermo Grand comes with the addition of a practical hand held shower. The exposed version champions its traditional pipework, whereas the concealed sits perfectly in a contemporary marble or granite setting.



Le Thermo Grand Exposed - in Silver Nickel

LA CAGE D'AMOUR

Let your heart rule your head. A concept realised by fusing two of our La Cage showers into a heart shaped enclosure for dual occupancy.



La Cage D'Amour - in Silver Nickel



LA CAGE

Design with a twist, La Cage offers an amazing showering experience, enclosing you in a maze of piping.

Above La Cage - in Aged Brass.

Finishes available, silver nickel, brushed nickel, chrome plate, polished brass, aged brass and aged copper. For the full range of showers, please visit catchpoleandrye.com.



BATHROOM AND KITCHEN TAPS

Catchpole and Rye offers an extensive range of bathroom and kitchen taps, in a variety of styles and finishes. Quality is paramount when it comes to brassware and this is exemplified by the use of quarter-turn disc mechanisms within each individual tap. Plated and polished to the highest standards, they are available in a number of plated and metal finishes.



THE POLISHING SHOP

The Polishing Shop is the heartbeat of our operation. All of our brassware, aluminium products and cast-iron, copper and nickel baths will pass through the polishing shop at some stage. This allows us greater control to achieve the finished quality of our products. We believe that quality and craftsmanship are paramount and that our customers deserve the very best. For this reason, we invest time and effort in employing and training local craftsmen to produce the highest standards possible.

The Polishing Shop, Kent, England.

ELM LODGE



The C&R Wheatsheaf Low Level Cistern Ensemble - Brushed Copper

LAVATORIES AND CISTERNS

All of our cisterns are cast in Kent. They come in an array of different styles and designs, including The Deluge, The Regency and The C&R Wheatsheaf. Hand finished in Catchpole and Rye's extensive workshops, these cast metal cisterns are available as High or Low Level WC ensembles. Customisation is a popular choice, where logos or coats of arms can be cast to your specification.



The Deluge - Nickel Plated



Bespoke Cistern - Brushed Nickel



The Regency - Copper Plated



Bespoke Cistern - Brushed Copper



The C&R Wheatsheaf - Painted



Bespoke Cistern - Pewter

Above: A selection of cistern styles and finishes. Cistern finishes available, nickel plated, brushed nickel, polished, charcoal, painted, brass, brushed brass, copper plated, brushed copper, verdigris and pewter. For the full range of lavatories and cisterns, please visit catchpoleandrye.com.



The Deluge High Level Cistern Ensemble Pewter with Empress WC Pan and Round Seat in Ebonised Oak



HIGH AND LOW LEVEL CISTERNS

Our distinct cast metal cisterns are available as a High or Low Level WC setup. We also offer ceramic and concealed cistern options for alternative bathroom designs.

Above: The C&R Wheatsheaf in Verdigris. For the full range of lavatories and cisterns, please visit catchpoleandrye.com.



The Throne Seat with Empress WC Pan - in Mahogany

LAVATORY SEATS

Lavatory seats are all handmade in our joinery in Kent. Seats come in a variety of wood finishes to suit your requirements. We can sometimes match to your existing wood finishes if a sample is provided.



The Box Seat
Oak



The Box Seat
Mahogany



The Box Seat
Ebonised Oak



The Box Seat
Walnut



The Box Seat
Limed Oak



The Box Seat
Painted



The Round Seat
Oak



The Round Seat
Mahogany



The Round Seat
Ebonised Oak



The Round Seat
Walnut



The Round Seat
Limed Oak



The Round Seat
Painted



The Heated Ladder Towel Rail - in Silver Nickel

Standard Plumbing, Dual Fuel and Electric Only options available.



HEATED TOWEL RAILS AND RADIATORS

Solid and sturdy, these heated towel rails add a finishing touch to your bathroom, whilst keeping those bath towels warm and dry.

Above The Wall Mounted Three Bar Towel Rail - in Silver Nickel. Finishes available, silver nickel, brushed nickel, chrome plate, polished brass, aged brass and aged copper. For the full range of heated towel rails, please visit catchpoleandrye.com.



The Arched Three Bar Towel Rail - in Silver Nickel



The Three Bar Towel Rail



The Standard Towel Radiator*

HEATED TOWEL RAILS AND RADIATORS

The Arched Heated Towel Rail design offers a freestanding solution in two distinct sizes. Towel Rails incorporating a radiator feature brings extra warmth to your room.

Standard Plumbing, Dual Fuel and Electric Only options available.
*Cloakroom Radiator also available.




Above The Arched Ladder Towel Rail - in Polished Brass. Finishes available in, silver nickel, brushed nickel, chrome plate, polished brass, aged brass and aged copper.
For the full range of heated towel rails, please visit catchpoleandrye.com.

PROJECTS AND CONTRACTS

Catchpole and Rye have a wealth of experience in dealing with residential or commercial contracts all over the world. We happily work alongside designers, specifiers and architects here in the UK or from overseas.

A sample of recent contracts and collaborations:

THE ARTS CLUB HOTEL MAYFAIR, LONDON
THE ARTISTS RESIDENCE PIMLICO, LONDON
SHOREDITCH HOUSE HOTEL LONDON
FIFTEEN LONDON
SS GREAT BRITAIN BRISTOL
SOUTHERNHAY HOUSE HOTEL DEVON
WOODEND MANOR STAFFORDSHIRE
BALFOUR CASTLE SCOTLAND
FASQUE HOUSE SCOTLAND
ARD-NA-MARA BARBADOS
ALBERGO VILLA CASANOVA TUSCANY ITALY
VILLA PASALAQUA LAKE COMO ITALY
JSD DELEPINE SHOWROOM PARIS FRANCE
CHATEAU ROUSSAC HAUTE-VIENNE FRANCE
CORTIJO LAS TORRES CADIZ SPAIN
PALACIO DE MARQUES ASTURIAS SPAIN
HOTEL BEETHOVEN VIENNA AUSTRIA
DANIEL ROMAULDEZ ARCHITECTS NEW YORK USA
DELANCY PLACE PHILADELPHIA USA
NORMAN CREATIONS MAINE USA
RAFFLES HOTEL ISTANBUL TURKEY
ELENORA DESIGN UNITED ARAB EMIRATES
ROYAL HASHEMITE RESIDENCE JORDAN
TOWER VILLA REEM ISLAND ABU DHABI
PALM BEACH N.S.W. AUSTRALIA





BATHROOM ACCESSORIES AND FITTINGS

Catchpole and Rye offer a full range of bathroom accessories and fittings to compliment your bath and sanitary ware. From basin wastes to shower hoops and bottle traps to cistern levers, you will find our full range of accessories and fittings on the website and listed in the price guide.



Left Empire Mirror - Nickel Plated. Right Empire Over Bath Rack. Finishes available in silver nickel, brushed nickel, chrome plate, polished brass, aged brass and aged copper. For the full range of bathroom accessories and fittings, please visit catchpoleandrye.com.

Catchpole and Rye Bath Standpipes and Floorplate - in Polished Brass

PRODUCT INFORMATION AND TERMS AND CONDITIONS

BATHS AND CISTERNS

Almost All of our baths and cisterns are cast to order and hand finished in our own workshops. Depending on the finish you have chosen, we can email or send you images of the work in progress. You also have the option to have your bath or cistern personalised and cast with a special date, name or place.

PAINTED EXTERIOR

Painting the exterior of your bath or cistern in a colour of your choice can help compliment an overall design scheme. We generally recommend paint from the Farrow & Ball range, but can match any proprietary colour required.

POLISHED EXTERIOR

Our most requested finish of all; it takes up to a week of hard work to polish and buff the exterior of a cast iron bath to give it an amazing silver mirror-like finish. The end result is truly spectacular and definitely the focal point in any bathroom. All Polished Baths are sealed with a clear lacquer.

CAST IRONS BATHS

The weight of our cast iron baths ranges from 150 kilos to 250 kilos. The loading on the floor should be calculated as approximately three times the weight of the bath itself (taking into account the water and an occupant). It is imperative that the floor is capable of supporting this weight. If you have any doubt, please consult a qualified professional before installing the bath. It requires 3-4 strong individuals to move a cast iron bath.

FINISHES

Our taps, accessories and fittings are all made from 100% solid brass. They have been individually hand polished, assembled and then plated in Silver Nickel or Chromium Plate. Polished Brass and Polished Copper are also available on certain fittings.

Silver Nickel: The most authentic finish available, silver nickel has a hue of silver and is much warmer in colour than chrome.

Brushed Nickel: This nickel finish has a matt silver appearance. Suited to a more contemporary scheme.

Chromium Plate: Used extensively in today's modern fittings, this highly polished finish has a tinge of blue.

Unlacquered Polished Brass: Traditional brass which has been buffed and polished to give a very high sheen. Brass will tarnish over time, so a reasonable amount of cleaning is necessary to keep it looking like new.

Aged Brass: A weathered matt gold finish, in where a special solution has been applied to the brass to achieve an aged patina.

Polished Copper: This highly polished finish will tarnish quickly if left exposed to give an antique leathery look. Copper plating can also be sealed with a clear lacquer to maintain a permanent shiny finish.

Aged Copper: A rich russet bronze appearance, achieved using a special solution which helps the copper to gain a natural patina.

LOOKING AFTER YOUR TAPS

Where a build up of limescale can occur in hard water areas we recommend the fitting of a water softening device. We also recommend that all surfaces should be wiped dry after use. Only a mild non-abrasive cleaning product should be followed by rinsing and drying with a soft cloth. Beeswax is a good water repellent which will help delay water marks and limescale build up. To achieve long lasting wear and appearance on your sanitary ware, we recommend you do not use scouring agents, abrasive sponges, hydrochloric acid, vinegar (acetic acid) cleaners, ammonia or metal silicates.

Shower Roses and Handsets: These items should be cleaned and descaled on a regular basis to prevent build up of limescale which can cause blockages.

OVERFLOWS, WASTES AND TAPS

These are sold as separate items when purchasing either a bath or basin, unless otherwise stated.

INSTALLATION

All of our baths, showers and sanitary ware should only be fitted by a qualified installer. If you or your installer have any technical queries we are happy to give our advice and assistance. Technical information and specifications are also available online at www.catchpoleandrye.com.

PUMPED SUPPLY

Please ensure there is adequate pressure to operate the products you have selected. A pump may be required in certain instances to optimise performance.

UK DELIVERY

Catchpole & Rye Limited offer a nationwide delivery service and operate a scale of modest charges. Alternatively, stock can be collected from our warehouses in Kent. All orders are double checked, wrapped in appropriate packaging and dispatched in good condition. Once you have checked your order, please sign the delivery docket. Replacements for damaged or incorrect items can only be undertaken if reported within 3 days of delivery. Whilst every effort is made to ensure satisfactory delivery of customer orders, we cannot accept liability for any damage caused to property in pursuance of specific requests for goods to be unloaded. Equally, we do not accept responsibility for lost working time in the unlikely event of a delivery being incorrect, delayed or postponed.

INTERNATIONAL SALES AND DELIVERY

Catchpole and Rye can arrange worldwide delivery. Details of charges will be confirmed in advance. For customers outside the UK, please call us on +44 (0)20 7351 0940 or email sales@catchpoleandrye.com.

SALES AND LEAD TIMES

Orders may be placed by phone, email, online at catchpoleandrye.com or simply in person at one of our showrooms. Lead times for baths can be up to 6-8 weeks depending on the finish required.

PAYMENT

We accept all major credit and debit cards except American Express. Payments can be made via BACS transfer, phone or by cheque. Please make cheques payable to Catchpole & Rye Limited and send to: Catchpole and Rye Limited, Saracens Dairy, Pluckley Road, Pluckley, Kent TN27 0SA.

DATA PROTECTION

We would like to keep your personal information on file so that we can keep you informed about Catchpole & Rye. These details will not be passed on to any other company. If you do not wish to receive our information, please call us on 01233 840840 or write to us at: Catchpole & Rye Limited, Saracens Dairy, Pluckley Road, Pluckley, Kent. TN27 0SA.

COPYRIGHT

The information contained within this document is to the best of our knowledge, accurate at the time of going to press. We do however reserve the right to introduce changes and modifications required over the course of time. We reserve the right to take legal action against any breach of copyright laws. Images may not be reproduced without express written permission. All product design, logos and content within this brochure are the copyright of Catchpole & Rye Limited.



SHOWROOMS

Catchpole and Rye Limited have three large showrooms located in London and the South East. You will find our full collection of luxury bath and sanitary ware displayed in each of our showrooms. To visit us, or make an appointment, please contact one of our expert, friendly sales team who would be happy to assist. Catchpole and Rye also offer a full bathroom design service. Email sales@catchpoleandrye.com.

LONDON SHOWROOM

282-284 Fulham Road, London SW10 9EW

Telephone 020 7351 0940

TUNBRIDGE WELLS SHOWROOM

70 Calverley Road, Tunbridge Wells, Kent TN1 2UJ

Telephone 01892 526 996

ASHFORD (HEAD OFFICE) SHOWROOM

Saracens Dairy, Pluckley, Ashford, Kent TN27 0SA

Telephone 01233 840 840

For details on how to find us, please look on the back pages of the price guide, where you will find directions and maps.